

IEC Connector C19, Rewireable, Straight



Rewireable connector



Example with assembled cable



See below:
[Approvals and Compliances](#)

Description

- Cord Connector :
Screw-on mounting
- 1 Function :
- Connector , Pin temperature 70 °C , Protection class I
- Wire accomodation: Nordamerica 16/3 SJ to 12/3 SJ (.275" to .475" cable diameter), International (HAR cord) 3x1.5mm² bis 3x2.5mm² (8-12mm cable diameter)

Characteristics

- Suitable for use in equipment according to IEC/UL 62368-1

References

Weblinks

[pdf data sheet](#), [html datasheet](#), [General Product Information](#), [Approvals](#), [Distributor-Stock-Check](#), [Accessories](#), [Detailed request for product](#)

Technical Data

Ratings IEC	16A / 250VAC; 50Hz
Ratings UL/CSA	20A / 250VAC; 60Hz
Dielectric Strength	> 2kVAC between L-N > 2kVAC between L/N-PE (1 min/50Hz)
Allowable Operation Temperature	-25 °C to 70 °C
Protection against electric shock	Suitable for appliances with protection class I acc. to IEC 61140
Terminal	Wire connections 3 x (16-12AWG)
Material: Housing	Thermoplastic, black, UL 94V-0

Appliance inlet/-outlet	C19 acc. to IEC 60320-1 UL 498, CSA C22.2 no. 42 (for cold conditions) pin-temperature 70 °C, 16A, Protection Class I
-------------------------	--

Approvals and Compliances

Detailed information on product approvals, code requirements, usage instructions and detailed test conditions can be looked up in [Details about Approvals](#)

SCHURTER products are designed for use in industrial environments. They have approvals from independent testing bodies according to national and international standards. Products with specific characteristics and requirements such as required in the automotive sector according to IATF 16949, medical technology according to ISO 13485 or in the aerospace industry can be offered exclusively with customer-specific, individual agreements by SCHURTER.

Approvals




The approval mark is used by the testing authorities to certify compliance with the safety requirements placed on electronic products.

Approval Reference Type: 0921

Approval Logo	Certificates	Certification Body	Description
	UL Approvals	UL	UL File Number:
	CSA Approvals	CSA	CSA Certification Record: 702825


Product standards

Product standards that are referenced

Organization	Design	Standard	Description
	Designed according to	IEC 60320-1	Appliance couplers for household and similar general purposes
	Designed according to	UL 498	Standard for Attachment Plugs and Receptacles
	Designed according to	CSA C22.2 no. 42	General Use Receptacles, Attachment Plugs, and Similar Wiring Devices




Application standards

Application standards where the product can be used

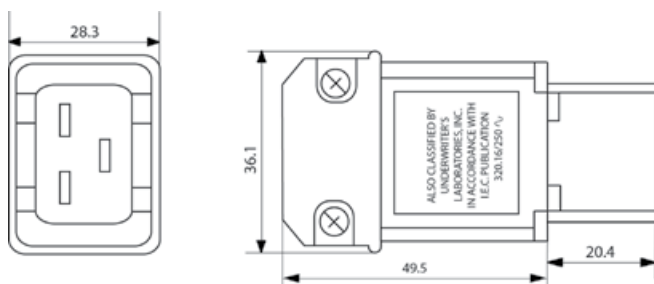
Organization	Design	Standard	Description
	Suitable for applications acc.	IEC/UL 62368-1	Audio/video, information and communication technology equipment - Part 1: Safety requirements

Compliances

The product complies with following Guide Lines

Identification	Details	Initiator	Description
	CE declaration of conformity	SCHURTER AG	The CE marking declares that the product complies with the applicable requirements laid down in the harmonisation of Community legislation on its affixing in accordance with EU Regulation 765/2008.
	RoHS	SCHURTER AG	Directive RoHS 2011/65/EU, Amendment (EU) 2015/863
	REACH	SCHURTER AG	On 1 June 2007, Regulation (EC) No 1907/2006 on the Registration, Evaluation, Authorization and Restriction of Chemicals 1 (abbreviated as "REACH") entered into force.

Dimensions [mm]



All Variants

Color	Recommended cable diameter	Max. wire size	L = Length of cable guard	Order Number
black	12 mm	3 x 12 AWG	-	4300.0921

Availability for all products can be searched real-time: <https://www.schurter.com/en/info-center/support-tools/stock-check-distributors>

Packaging unit

50 Pcs

Mating Inlets/Plugs

Category / Description



» [Overview complete](#)

IEC Appliance Inlet C20 with Circuit Breaker	1624-K
--	--------

[Appliance Inlet Overview complete](#)



4798, Mounting: Screw, IP40 / IP54, Appliance Inlet: IEC C20, Suitable for appliances with protection class I	4798
1601, Mounting: Screw, Solder terminal in line with PIN-axis, IP20, Appliance Inlet, C20	1601
4793, Mounting: Snap-in, IP30, Appliance Inlet: IEC C20, Suitable for appliances with protection class I or II	4793
IEC Appliance Inlet C20, Screw-on Mounting, Front Side, Solder or Quick-connect Terminal	1621

[IEC Inlet Filter Overview complete](#)



IEC Appliance Inlet C20 with Filter, ECO design, front or rear side Mounting	5130
C20F, Mounting: Screw Front-/Rear-Side, Filter: Standard and Medical Version, Capacitor: X2, 16 A, Solder / quick connect / wires (stranded), prewired	C20F
C22F, Mounting: Screw Front-/Rear-Side, Filter: Standard and Medical Version, Capacitor: X2, 16 A, Solder / quick connect / wires (stranded), prewired	C22F

[Plug Overview complete](#)



4796, Mounting: Power Cord, Cable, Plug: IEC I	4796
4789, Mounting: Power Cord, Screw, Plug: IEC I	4789
0922, Mounting: Power Cord, Wire connections 3 x (16-12AWG), Plug: IEC I	0922

[Power Entry Module Overview complete](#)



IEC Appliance Inlet C20 with Circuit Breaker TA45	EF11
EC11, Mounting: Screw, Rocker switch: non-illuminated or illuminated 2-pole, Appliance Inlet IEC C20, Quick connect terminals 6.3 x 0.8 mm, prewired	EC11

[Power Entry Module with line filter Overview complete](#)



EC12, Mounting: Screw Front Side, Filter: Standard and Medical Version, Capacitor: X2, 16 A, Quick connect terminals 6.3 x 0.8 mm, prewired	EC12
IEC Appliance Inlet C20 with Filter, Circuit Breaker TA45 (recessed)	EF12